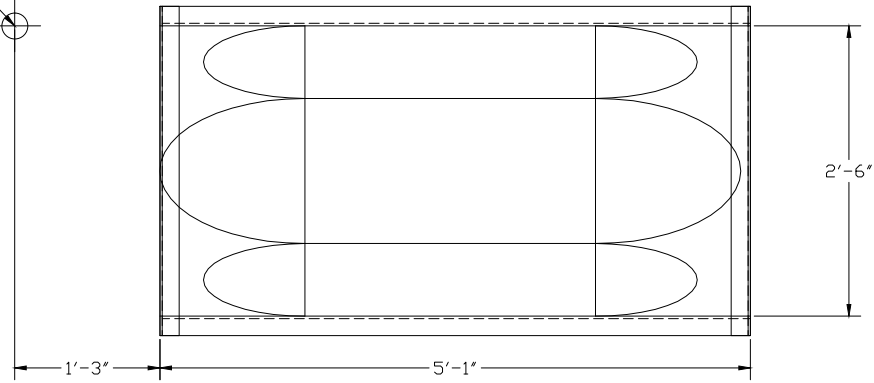
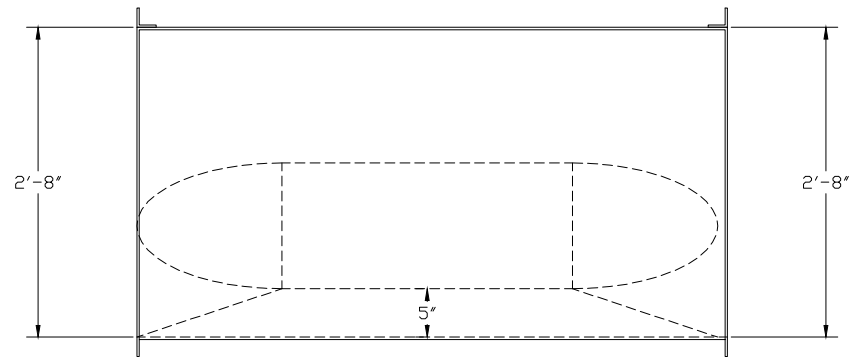


FLOW METER:	N/A
CONNECTION:	N/A
HDR:	2" X 2" PULTRUSION
ACCESSORIES:	NONE

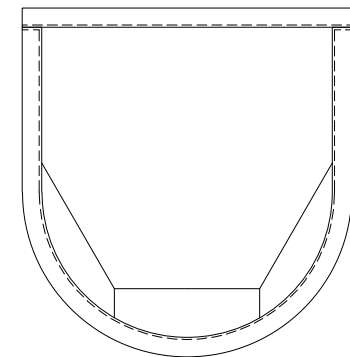
POINT OF MEASUREMENT



PLAN VIEW



ELEVATION VIEW



DISCHARGE ELEVATION VIEW

1) FLOW IS FROM LEFT TO RIGHT

**TRACOM**  
FIBERGLASS PRODUCTS

PALMER-BOWLUS FLUME, SIZE 30 INCH,  
2D+1" STYLE

DWG. NO. PB-30-2D-N-N-N-N-N-N-N-N

REV 0

PROJECT

STANDARD FLUME SIZE

DATE 12/22/05