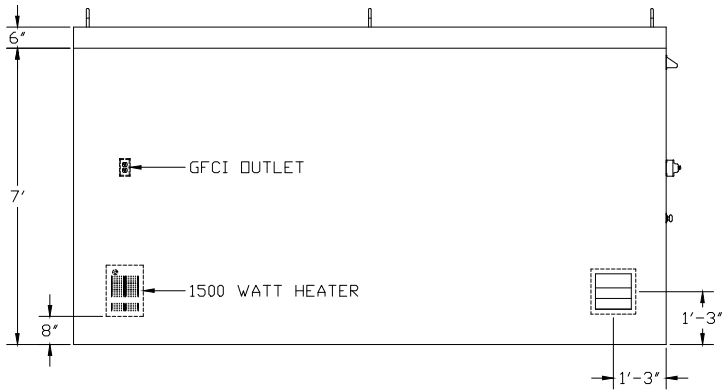
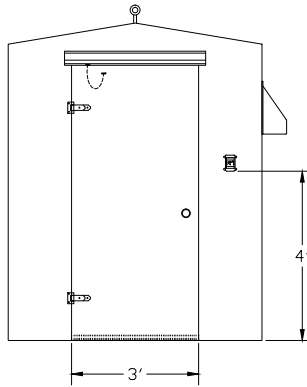


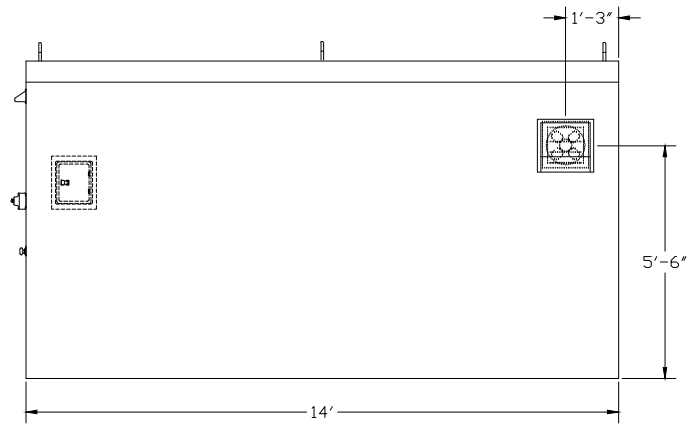
EXTERIOR COLOR: #2445 GRAY CLOUD	LOAD CENTER: 125 A, M.L. 120/240 VAC, 1P
INTERIOR COLOR: #2445 GRAY CLOUD	NEMA 1 - SIEMENS E08ML1125AS
INSULATION: 1" (R~7)	LIGHT: 100 WATT INCAN. - M 14915K54
DOOR HDR: SCHLAGE SS CLASSROOM STYLE	FAN: 585 CFM - G 2C819
SS STRAP HINGES	SHUTTER: 10" X 10" - G 5C210
SS DOOR STOP CHAIN	HEATER: 1500 WATT - G 5ZK68 & G5ZK72
ACCESSORIES: NONE	OUTLET: GFCI - LEVITON



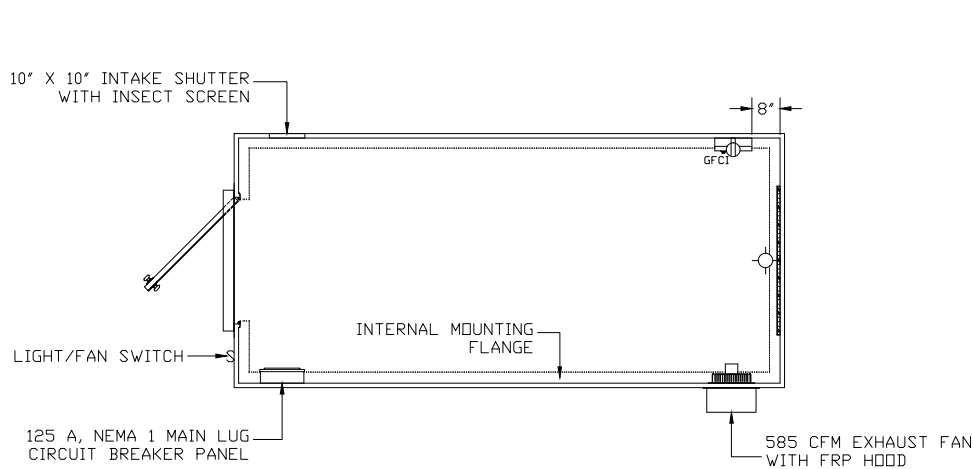
LEFT ELEVATION



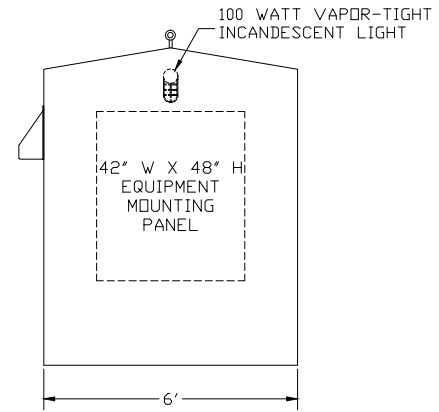
FRONT ELEVATION



RIGHT ELEVATION



PLAN VIEW



REAR ELEVATION

1) ANCHOR BOLTS BY OTHERS

TRACOM
FIBERGLASS PRODUCTS

ONE-PIECE FRP BUILDING, 6'-0" W X 14'-0" D X 7'-6" H WITH STANDARD ACCESSORIES PACKAGE

DWG. NO. OPB-72-168-90-01 REV 0

PROJECT STANDARD BUILDING SIZE DATE 11/24/03