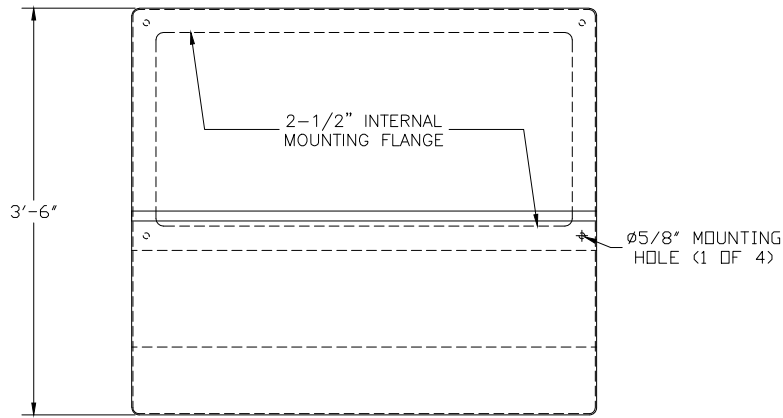
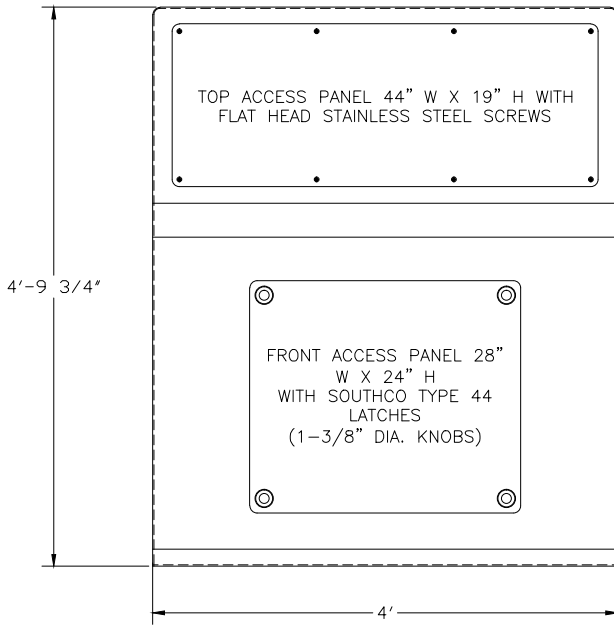


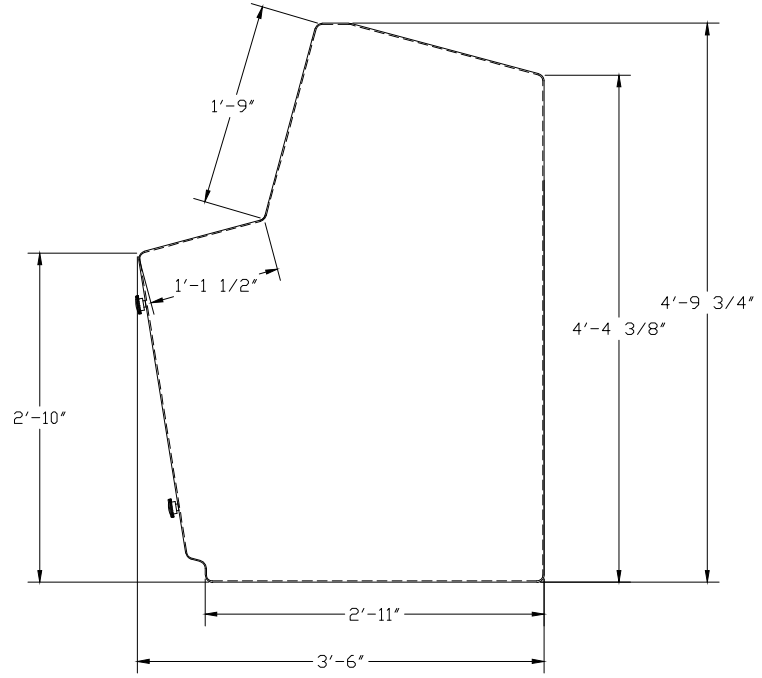
EXTERIOR COLOR:	#1555 WHALE BONE
INTERIOR COLOR:	#1555 WHALE BONE
FINISH:	SATIN
HDR:	SOUTHCO TYPE 44 LATCHES
ACCESSORIES:	TOP ACCESS PANEL



PLAN VIEW



FRONT ELEVATION



RIGHT ELEVATION

- 1) (1) FRONT ACCESS PANEL (28" W X 24" H)
- 2) (1) TOP ACCESS PANEL (44" W X 19" H)
- 2) NO REAR ACCESS PANEL

TRACOM FIBERGLASS PRODUCTS	SERIES 2250 CONTROL CONSOLE, 48" W X 42" D X 57-3/4" H, WITH SATIN WHALE BONE GEL COAT AND CUSTOM TOP PANEL ACCESS	
	DWG. NO. CON-HB-48-S-1555-N-N-A	REV 0
PROJECT NORTHWEST REGIONAL WTP IMPROVEMENTS COLUMBUS, OH	DATE 5/7/07	