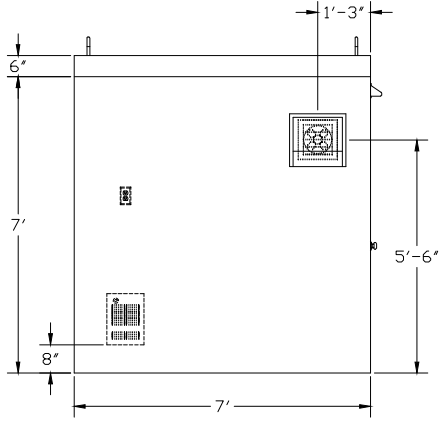
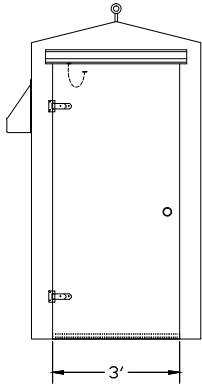


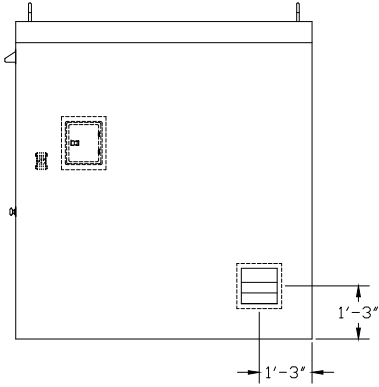
EXTERIOR COLOR: #2445 GRAY CLOUD	LOAD CENTER: 125 A, M.L. 120/240 VAC, 1P
INTERIOR COLOR: #2445 GRAY CLOUD	NEMA 1 - SIEMENS E08ML1125AS
INSULATION: 1" (R~7)	LIGHT: 100 WATT INCAN. - M 14915K54
DOOR HDR: SCHLAGE SS CLASSROOM STYLE	FAN: 140 CFM - G 20634
SS STRAP HINGES	SHUTTER: 10" X 10" - G 5C210
SS SPRING CUSHIONED CRASH STOP	HEATER: 1500 WATT - G 5ZK68 & G5ZK72
ACCESSORIES: NONE	OUTLET: GFCI - LEVITON



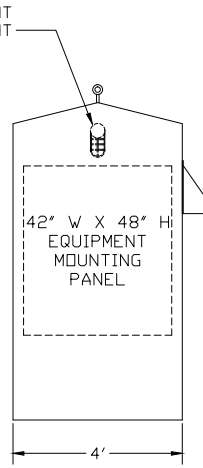
LEFT ELEVATION



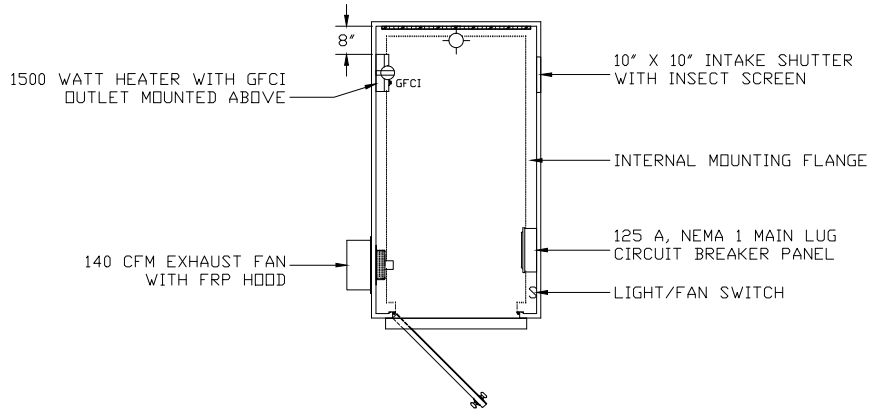
FRONT ELEVATION



RIGHT ELEVATION



REAR ELEVATION



PLAN VIEW

1) ANCHOR BOLTS BY OTHERS

TRACOM FIBERGLASS PRODUCTS	ONE-PIECE FRP BUILDING, 4'-0" W X 7'-0" D X 7'-6" H WITH STANDARD ACCESSORIES PACKAGE	
	DWG. NO. OPB-48-84-90-01	REV 0

PROJECT	STANDARD BUILDING SIZE	DATE 12/5/03
---------	------------------------	--------------