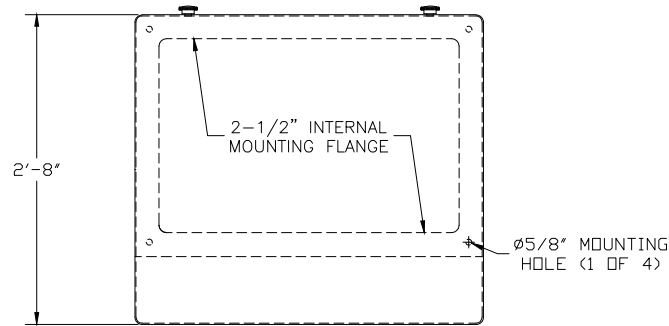
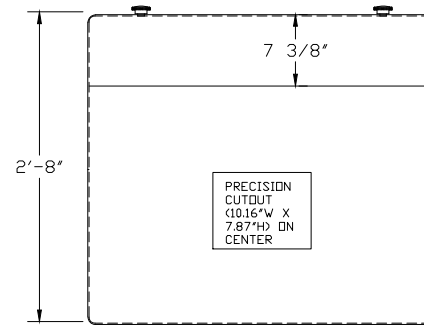


EXTERIOR COLOR:	#1555 WHALE BONE
INTERIOR COLOR:	#1555 WHALE BONE
FINISH:	GLOSS
HDR:	SOUTHCO TYPE 44 LATCHES
ACCESSORIES:	12 GAUGE PAINTED STEEL PANELS (2) RECTANGULAR CUT OUT

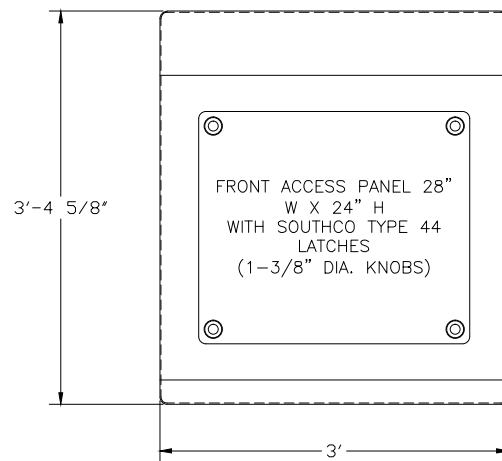
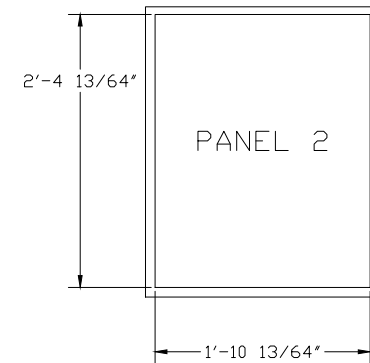
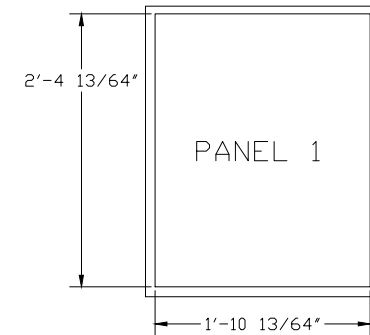


PLAN VIEW

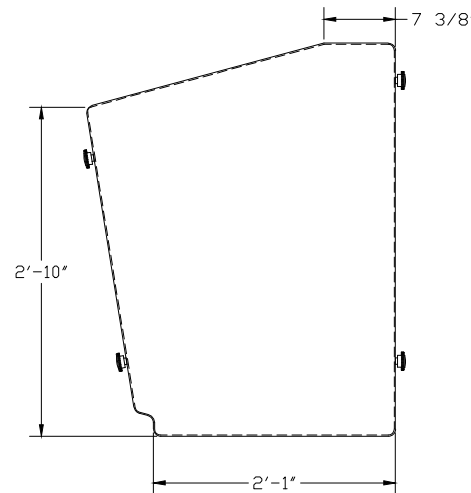


TOP VIEW

22.2" W X 28.2" H PANELS (LOOSE) WITH
PREINSTALLED RAILS FOR SIDE MOUNTING



FRONT ELEVATION



RIGHT ELEVATION

- 1) (1) FRONT ACCESS PANEL (28" W X 24" H)
- 2) (1) REAR ACCESS PANEL (28" W X 32" H)

TRACOM
FIBERGLASS PRODUCTS

SERIES 500 CONTROL CONSOLE, 36" W X 32" D X
40-5/8" H, WITH GLOSS WHALE BONE GEL COAT

DWG. NO. CON-TT-36-G-1555-CR-P2-N

REV 0

PROJECT HTI INC.
HORSE BRANCH, KY

DATE 03/04/13